



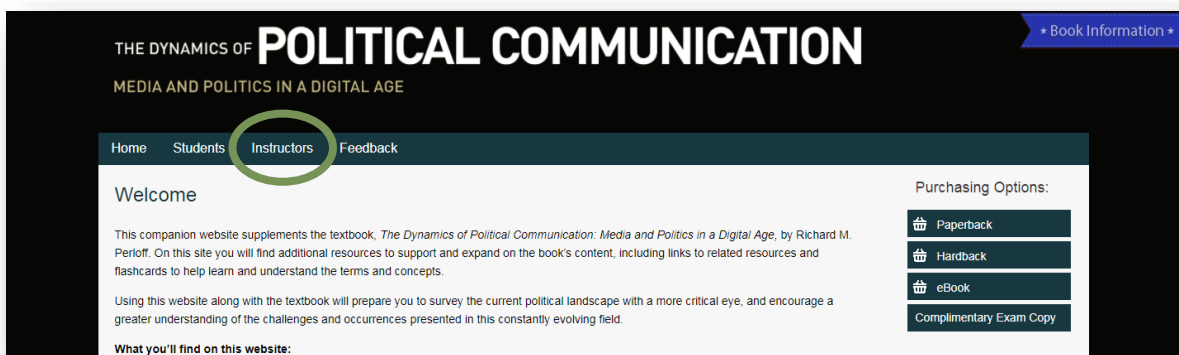
# COMPANION WEBSITE ACCESS INSTRUCTIONS

REGULAR COMPANION WEBSITES



## LOCATE THE “INSTRUCTORS” TAB.

This may be available either on the **front page** of the companion website...



Or through a link accessible via the page’s “**hamburger menu**.”



**NOTE:** If your Companion Website does not have an “Instructors” tab, then there is no instructor-only ancillary content available and there is no need for a password.

# REQUEST ACCESS TO YOUR COMPANION WEBSITE.

Your Companion Website may require you to fill out a **“Request Password” form...**

**Request Password**

To enable us to process your request in a timely manner, please complete all the fields in the following form.

**Textbook Title:**

**Edition:**

**Author:**

**About You**

**First name:**


**Last name:**

**University / School:**

**Central Telephone Number:**

**University Email:**

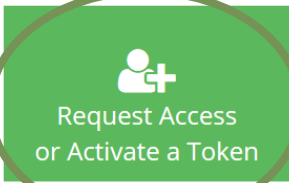

**Country:**



[Privacy & Terms](#)

Or click the green **“Request Access or Activate a Token”** button.

**Log In**

Fill out a **“Request Access” form...**

**Request access**

Instructors can request access to the instructor content by filling out the form below. You will be verified by a member of our sales team and issued with an access token.

**Personal Details**

**Forename \***

**Surname \***

**Location \***

**State \***

**Email \***


**Office Number \***

**Course and Institution Details**

**Institution \***

**Department \***


**Course \***

**Enrolment \* **

**User Type \***

**Choice \***

**Prove you're not a robot! \***

I'm not a robot 

# REQUEST AN ACCESS TOKEN.

If you are accessing your Companion Website for the first time and have not received an access token, click the green **“Request Access”** button...

And complete the form.



Once you have created a log in for this site you will have access to all titles and won't need to request access again for another title. x

Instructors can request access to the instructor content by filling out the form below. You will be verified by a member of our sales team and issued with an access token.

**Personal Details**

Forename	Forename
Surname	Surname
Location	Please select your country from the list below.
State	Please select your US state:
Email	Email address
Office Number	Office Telephone Number

**Course and Institution Details**


Institution	University name
Department	Department name
Course	Course name
Enrolment	Number of students enrolled
User Type	What type of user are you?
Choice	Are you the decision maker for this course?


**Which textbook resources are you looking to access?**

Textbook Title\*

Which textbook resources are you looking to access? (Please select):

\* Please note that not all textbooks have accompanying online resources and the list above contains every title with material, hosted within this site. If you are looking a companion website, we recommend searching by title or ISBN via Routledge.com to locate the book's product page. Any resources will be listed there. For all Routledge titles with online resources, a URL will also be printed on the back of the book.

I'm not a robot 

 Submit

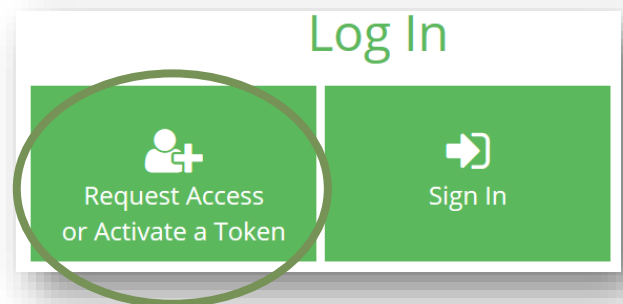
Be sure to click the **“I’m not a robot”** check-box before submitting the form.

## RECEIVE YOUR ACCESS TOKEN.

No matter which form your Companion Website requires you to complete, you will receive a unique token that will allow you to log into the site for the first time.

If you will be accessing multiple Companion Websites for different books, you will need to request a token for each site.

To activate your token, click the green **“Request Access or Activate a Token”** button...



And then click on the green **“Activate a Token”** button.

There may be a delay of up to a few business days between the time you request access to your Companion Website and the arrival of your access token.

**NOTE:** Your token is connected to your email address, and we unfortunately cannot issue you a new token for the same Companion Website if you have already been issued one.

## CREATE A USERNAME AND PASSWORD.

Once your token has been activated, you will be prompted to create a username and password.

Be sure to use a password that is easy for you to remember but hard for others to guess, as you will need to use this log-in information to access your Companion Website Account going forward.

**NOTE:** Please do not use your access token as your password to enter your Companion Website.